



**Statement showing Shareholding Pattern**  
Introductory sub-table (I)(a)

<b>Name of the Company: Schrader Duncan Limited</b>			
<b>Scrip Code, Name of the scrip, class of security: 504908, SSDUNC , Equity</b>			
<b>Quarter ended: 30th September, 2012</b>			
<b>Partly paid-up shares:-</b>	<b>No. of partly paid-up shares</b>	<b>As a % of total no. of partly paid-up shares</b>	<b>As a % of total no. of shares of the company</b>
Held by Promoter / Promoter Group	0	0.0000	0.0000
Held by public	0	0.0000	0.0000
<b>Total</b>	<b>0</b>	<b>0.0000</b>	<b>0.0000</b>
<b>Outstanding convertible securities:-</b>	<b>No. of outstanding securities</b>	<b>As a % of total No. of outstanding convertible securities</b>	<b>As a % of total no. of shares of the company, assuming full conversion of the convertible securities</b>
Held by Promoter / Promoter Group	0	0.0000	0.0000
Held by public	0	0.0000	0.0000
<b>Total</b>	<b>0</b>	<b>0.0000</b>	<b>0.0000</b>
<b>Warrants:-</b>	<b>No. of warrants</b>	<b>As a % of total no. of warrants</b>	<b>As a % of total no. of shares of the company, assuming full conversion of warrants</b>
Held by Promoter / Promoter Group	0	0.0000	0.0000
Held by public	0	0.0000	0.0000
<b>Total</b>	<b>0</b>	<b>0.0000</b>	<b>0.0000</b>
<b>Total paid-up capital of the company assuming full conversion of warrants and convertible securities</b>			<b>3696000</b>




Category Code (I)	Category of shareholder (II)	Number of shareholders (III)	Total number of shares (IV)	Number of shares held in dematerialised form (V)	Total shareholding as a percentage of total number of		Shares pledged or otherwise encumbered	
					As a percentage of (A+B) (VI)	As a percentage of (A+B+C) (VII)	Number of shares (VIII)	As a percentage (IX) = (VIII)/(IV)*100
<b>(A)</b>	<b>Promoter and Promoter Group</b>							
<b>1</b>	<b>Indian</b>							
(a)	Individuals/Hindu Undivided Family	0	0	0	0.0000	0.0000	0	0.0000
(b)	Central Government/State Government(s)	0	0	0	0.0000	0.0000	0	0.0000
(c)	Bodies Corporate	2	2753836	2753836	74.5085	74.5085	0	0.0000
(d)	Financial Institutions / Banks	0	0	0	0.0000	0.0000	0	0.0000
(e)	Any Other (specify)	0	0	0	0.0000	0.0000	0	0.0000
	<b>Sub Total (A)(1)</b>	<b>2</b>	<b>2753836</b>	<b>2753836</b>	<b>74.5085</b>	<b>74.5085</b>	<b>0</b>	<b>0.0000</b>
<b>2</b>	<b>Foreign</b>							
(a)	Individuals (Non-Resident Individuals/Foreign Individuals)	0	0	0	0.0000	0.0000	0	0.0000
(b)	Bodies Corporate	0	0	0	0.0000	0.0000	0	0.0000
(c)	Institutions	0	0	0	0.0000	0.0000	0	0.0000
(d)	Qualified Foreign Investors	0	0	0	0.0000	0.0000	0	0.0000
(e)	Any Other (specify)	0	0	0	0.0000	0.0000	0	0.0000
	<b>Sub Total (A)(2)</b>	<b>0</b>	<b>0</b>	<b>0</b>	<b>0.0000</b>	<b>0.0000</b>	<b>0</b>	<b>0.0000</b>
	<b>Total Shareholding of Promoter and Promoter Group (A)=(A)(1)+(A)(2)</b>	<b>2</b>	<b>2753836</b>	<b>2753836</b>	<b>74.5085</b>	<b>74.5085</b>	<b>0</b>	<b>0.0000</b>
<b>(B)</b>	<b>Public shareholding</b>							
<b>1</b>	<b>Institutions</b>							
(a)	Mutual Funds/UTI	0	0	0	0.0000	0.0000	-	-
(b)	Financial Institutions / Banks	11	2255	1202	0.0610	0.0610	-	-
(c)	Central Government/State Government(s)	0	0	0	0.0000	0.0000	-	-
(d)	Venture Capital Funds	0	0	0	0.0000	0.0000	-	-
(e)	Insurance Companies	0	0	0	0.0000	0.0000	-	-
(f)	Foreign Institutional Investors	0	0	0	0.0000	0.0000	-	-
(g)	Foreign Venture Capital Investors	0	0	0	0.0000	0.0000	-	-
(h)	Qualified Foreign Investors	0	0	0	0.0000	0.0000	-	-
(i)	Any Other (specify)	0	0	0	0.0000	0.0000	-	-
	<b>Sub Total (B) (1)</b>	<b>11</b>	<b>2255</b>	<b>1202</b>	<b>0.0610</b>	<b>0.0610</b>	<b>-</b>	<b>-</b>



<b>2</b>	<b>Non-institutions</b>							
(a)	Bodies Corporate	95	42940	41884	1.1618	1.1618	-	-
(b) (i)	Individuals - shareholders holding nominal share capital up to Rs 1 Lakh	3758	774594	622543	20.9576	20.9576	-	-
(ii)	Individual shareholders holding nominal share capital in excess of Rs. 1 Lakh	4	94437	94437	2.5551	2.5551	-	-


Category code	Category of shareholder	Number of shareholders	Total number of shares	Number of shares held in dematerialised form	Total shareholding as a percentage of total number of		Shares pledged or otherwise encumbered	
					As a percentage of (A+B) (VI)	As a percentage of (A+B+C) (VII)	Number of shares (VIII)	As a percentage (IX) = (VIII)/(IV)*100
(I)	(II)	(III)	(IV)	(V)	(VI)	(VII)	(VIII)	(IX)
(c)	Qualified Foreign Investors	0	0	0	0.0000	0.0000	-	-
(d)	<b>Any Other</b>							
i	Non Resident Indians (Repat)	22	12023	10115	0.3253	0.3253	-	-
ii	Non Resident Indians (Non Repat)	15	5000	4551	0.1353	0.1353	-	-
iii	Foreign Companies	0	0	0	0.0000	0.0000	-	-
iv	Clearing Member	20	10915	10915	0.2953	0.2953	-	-
v	Directors / Relatives	0	0	0	0.0000	0.0000	-	-
vi	Trusts	0	0	0	0.0000	0.0000	-	-
	<b>Sub Total (B)(2)</b>	<b>3914</b>	<b>939909</b>	<b>784445</b>	<b>25.4304</b>	<b>25.4304</b>	-	-
	<b>Total Public Shareholding Public Group (B)=(B)(1)+(B)(2)</b>	<b>3925</b>	<b>942164</b>	<b>785647</b>	<b>25.4915</b>	<b>25.4915</b>	NA	NA
	<b>Total (A)+(B)</b>	<b>3927</b>	<b>3696000</b>	<b>3539483</b>	<b>100.0000</b>	<b>100.0000</b>		
(C)	<b>Shares held by custodians and against which Depository Receipts have been issued</b>							
i	Promoter and Promoter group	0	0	0	0.0000	0.0000	0	0.0000
ii	Public	0	0	0	0.0000	0.0000	0	0.0000
	<b>Sub Total ( C )</b>	<b>0</b>	<b>0</b>	<b>0</b>	<b>0</b>	<b>0</b>	<b>0</b>	<b>0</b>
	<b>GRAND TOTAL (A)+(B)+(C)</b>	<b>3927</b>	<b>3696000</b>	<b>3539483</b>	<b>100.0000</b>	<b>100.0000</b>	<b>0.0000</b>	<b>0.0000</b>



(l)(b) **Statement showing holding of securities (including shares, warrants, convertible securities) of persons belonging to the category "Promoter and Promoter Group"**

Sr. No.	Name of the shareholder	Details of Shares held		Encumbered shares			Details of warrants		Details of convertible securities		Total shares (Including underlying shares assuming full conversion of warrants and convertible securities) as a % of diluted share capital
		Number of shares held	As a % of grand total (A)+(B)+(C)	No.	As a percentage	As a % of grand total (A)+(B)+(C) of sub-clause (I)(a)	Number of warrants held	As a % total number of warrants of the same class	Number of convertible securities held	As a % total number of convertible securities of the same class	
(I)	(II)	(III)	(IV)	(V)	(VI)=(V)/(III)*100	(VII)	(VIII)	(IX)	(X)	(XI)	(XII)
1	COSMOPOLITAN INVESTMENTS LTD	440232	11.9110	0	0.00	0.00					
2	ORIENTAL CARBON AND CHEMICALS LTD	2313604	62.5975	0	0.00	0.00					
	<b>TOTAL</b>	<b>2753836</b>	<b>74.5085</b>	<b>0</b>	<b>0.0000</b>	<b>0.0000</b>					

\* 465104 Shares have been Pledged by Cosmopolitan Investments Ltd to Oriental Carbon and Chemicals Limited




**(l)(c)(i) Statement showing holding of securities (including shares, warrants, convertible securities) of persons belonging to the category "Public" and holding more than 1% of the total number of shares**


Sr. No.	Name of the shareholder	Number of shares held	Shares as a percentage of total number of shares (i.e., Grand Total (A)+(B)+(C) indicated in Statement at para (l)(a) above)	Details of warrants		Details of convertible securities		Total shares (including underlying shares assuming full conversion of warrants and convertible securities) as a % of diluted share capital
				Number of warrants held	As a % total number of warrants of the same class	Number of convertible securities held	% w.r.t total number of convertible securities of the same class	
1	Nil		0.0000					
<b>TOTAL</b>		<b>0</b>	<b>0.0000</b>					

**(l)(c)(ii) Statement showing holding of securities (including shares, warrants, convertible securities) of persons (together with PAC) belonging to the category "Public" and holding more than 5% of the total number of shares of the company**


Sr. No.	Name(s) of the shareholder(s) and the Persons Acting in Concert (PAC) with them	Number of shares	Shares as a percentage of total number of shares (i.e., Grand Total (A)+(B)+(C) indicated in Statement at para (l)(a) above)	Details of warrants		Details of convertible securities		Total shares (including underlying shares assuming full conversion of warrants and convertible securities) as a % of diluted share capital
				Number of warrants	As a % total number of warrants of the same class	Number of convertible securities held	% w.r.t total number of convertible securities of the same class	
1	Nil		0.0000					
<b>TOTAL</b>		<b>0</b>	<b>0.0000</b>					



<b>(I)(d) <u>Statement showing details of locked-in shares</u></b>			
<b>Sr. No.</b>	<b>Name of the shareholder</b>	<b>Number of Locked in Shares</b>	<b>Locked-in shares as a percentage of total number of shares {i.e., Grand Total (A)+(B)+(C) indicated in Statement at para (I)(a) above}</b>
1	NIL	NIL	NIL
	<b>TOTAL</b>	<b>NIL</b>	<b>NIL</b>



<b>(II)(a) Statement showing details of Depository Receipts (DRs)</b>				
<b>Sr. No.</b>	<b>Type of outstanding DR (ADRs, GDRs, SDRs, etc.)</b>	<b>Number of outstanding DRs</b>	<b>Number of shares underlying outstanding DRs</b>	<b>Shares underlying outstanding DRs as a percentage of total number of shares {i.e., Grand Total (A)+(B)+(C) indicated in Statement at para (I)(a) above}</b>
1	NIL	NIL	NIL	NIL
<b>TOTAL</b>		<b>NIL</b>	<b>NIL</b>	<b>NIL</b>



(II) (b) Statement showing holding of Depository Receipts (DRs), where underlying shares held by "Promoter/ Promoter Group" are in excess of 1% of the total number of shares

Sr. No.	Name of the DR Holder	Type of outstanding DR (ADRs, GDRs, SDRs, etc.)	Number of shares underlying outstanding DRs	Shares underlying outstanding DRs as a percentage of total number of shares (i.e., Grand Total (A)+(B)+(C) indicated in Statement at para (I)(a) above}
1	NIL	NIL	NIL	NIL
	<b>TOTAL</b>	<b>NIL</b>	<b>NIL</b>	<b>NIL</b>

